



Summary

- Australia's competitiveness as a destination for global clinical trials is under **pressure**;
 - This is mainly due to **timeliness**, **capacity** and **cost** metrics;
 - Without action, global investment in clinical trials in Australia may **decline** over the next 3 to 5 years
-



Inaugural Survey of Investigator Perceptions on the Value of Industry Funded Clinical Research

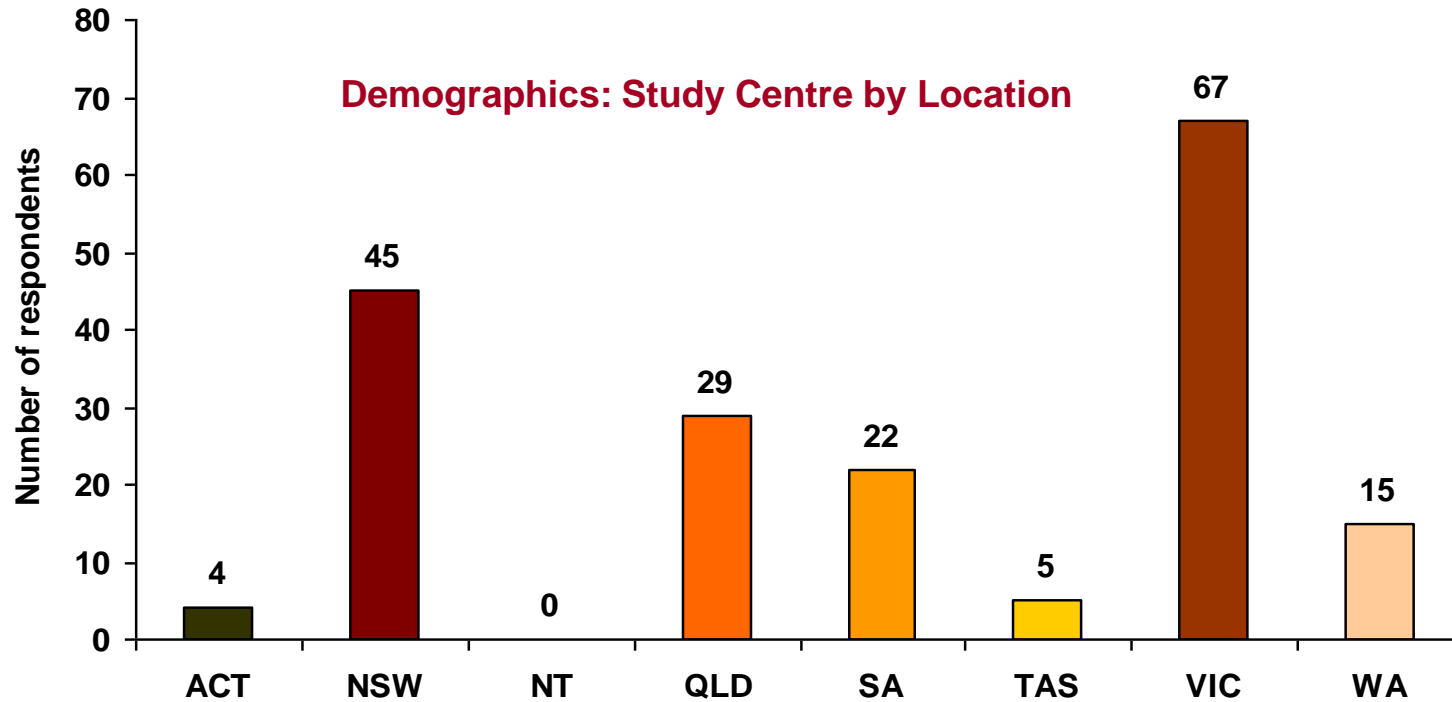
- Commissioned by PIC RDTF
- Compiled by NSW Clinical Trials Business Development Centre
- Conducted in March 2009
- Results (slides) available at www.clinicaltrials.org.au
- Report in production

Demographics

Investigators:	88% (n=165)
Study Coordinators:	8% (n=15)
Other:	4% (n=7)
Total:	100% (n = 187)
Yrs working in research:	16.5yrs (Av.)

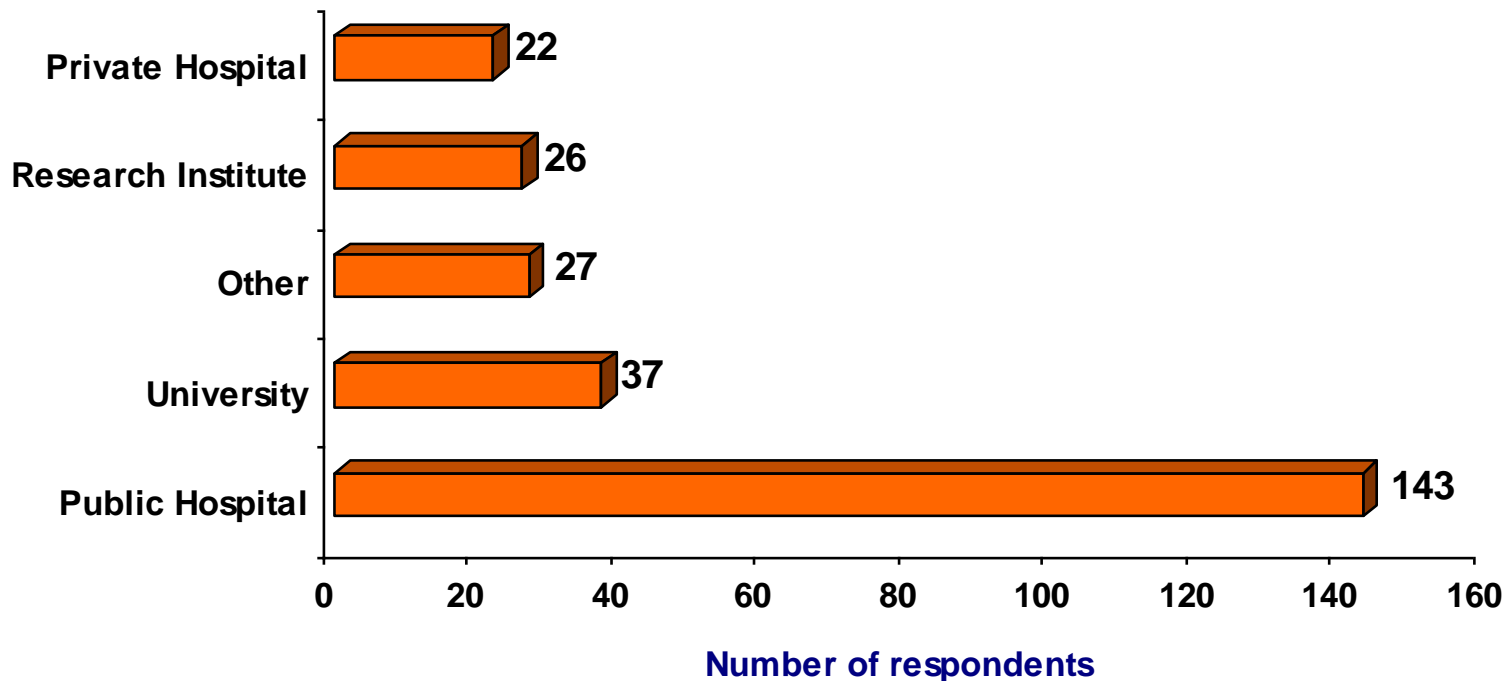
The State of Industry Sponsored Clinical Research in Australia

2009 PIC RDTF Investigator Survey – Aggregate Results



The State of Industry Sponsored Clinical Research in Australia 2009 PIC RDTF Investigator Survey – Aggregate Results

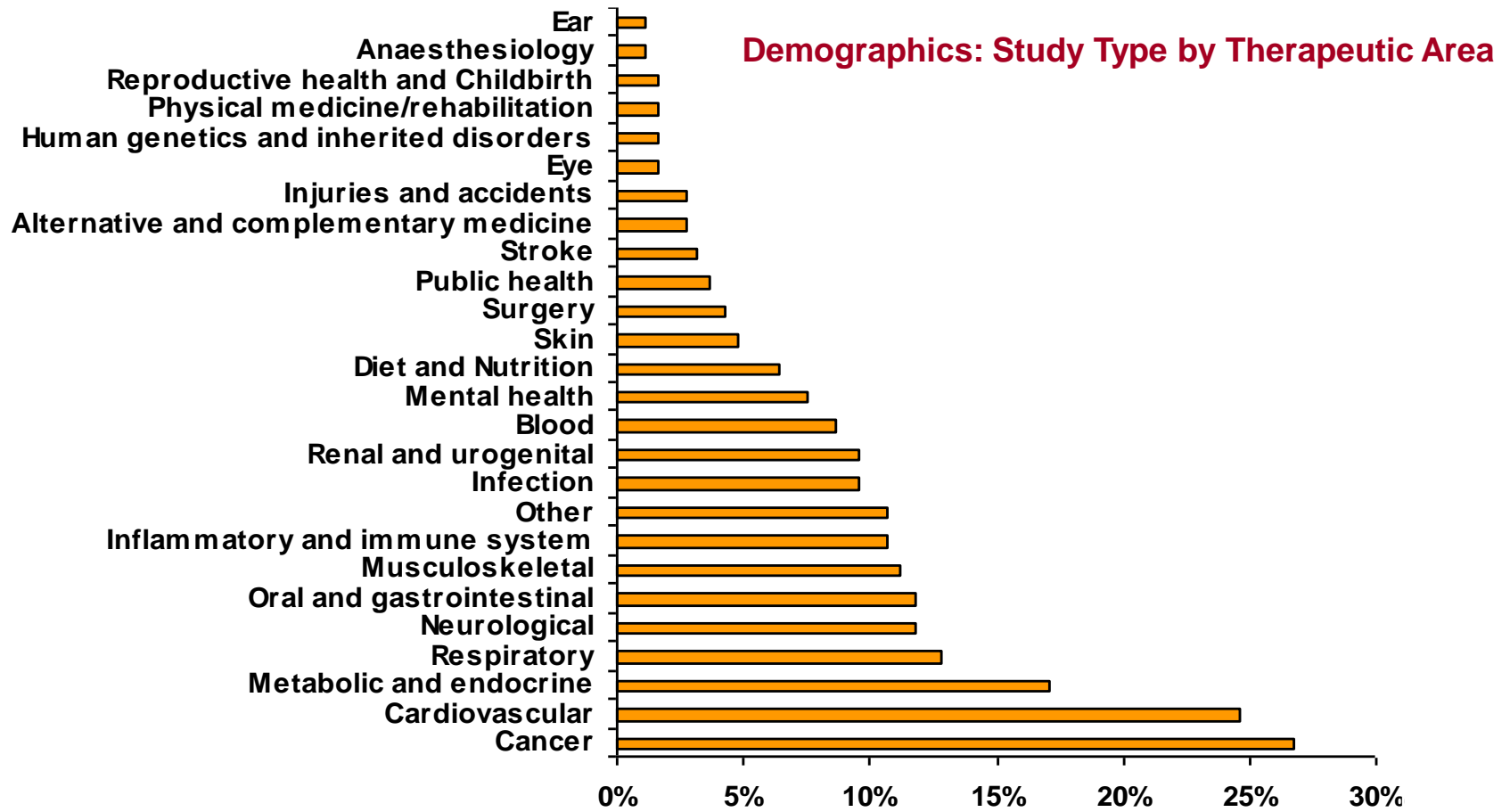
Demographics: Type of Study Centre



56% of study centres were based in **public hospitals**.

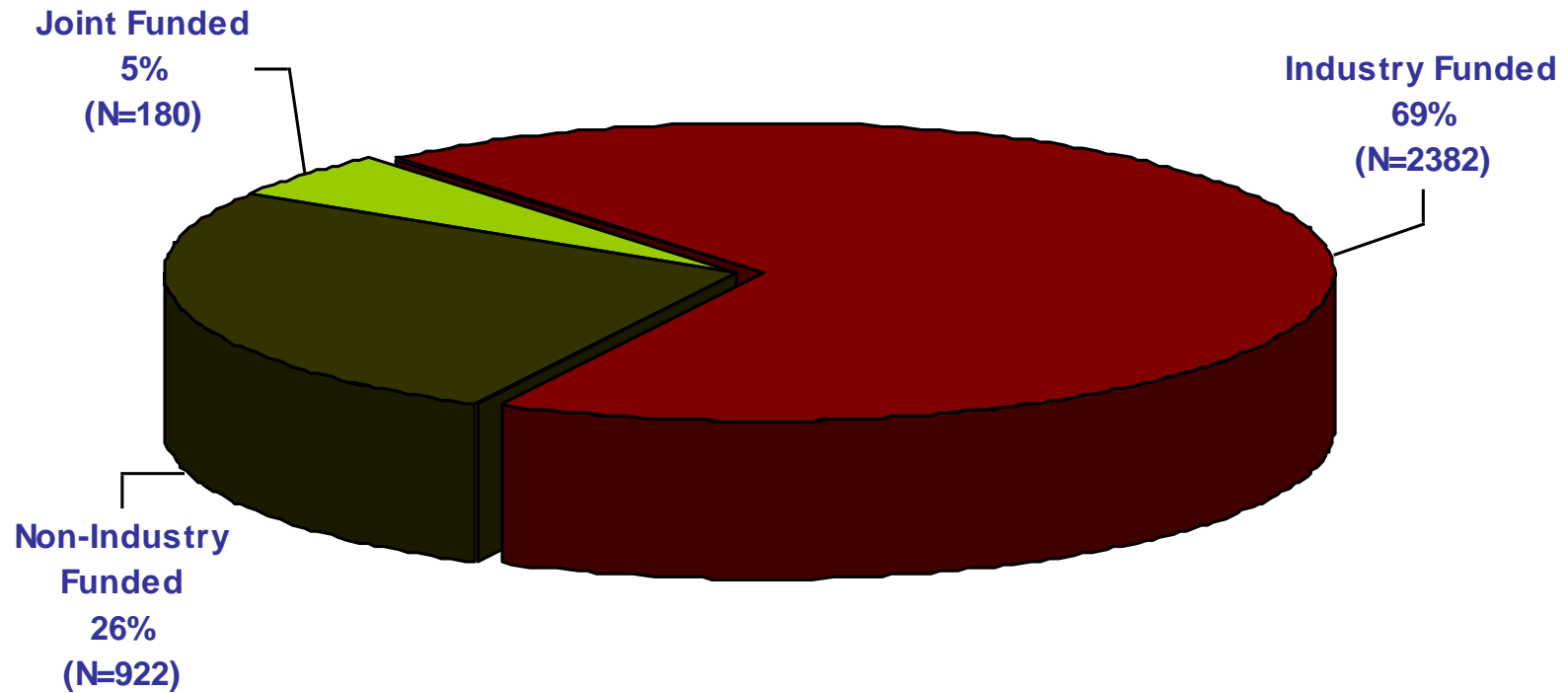
The State of Industry Sponsored Clinical Research in Australia

2009 PIC RDTF Investigator Survey – Aggregate Results



Respondents reported activities in **26 therapeutic areas.**

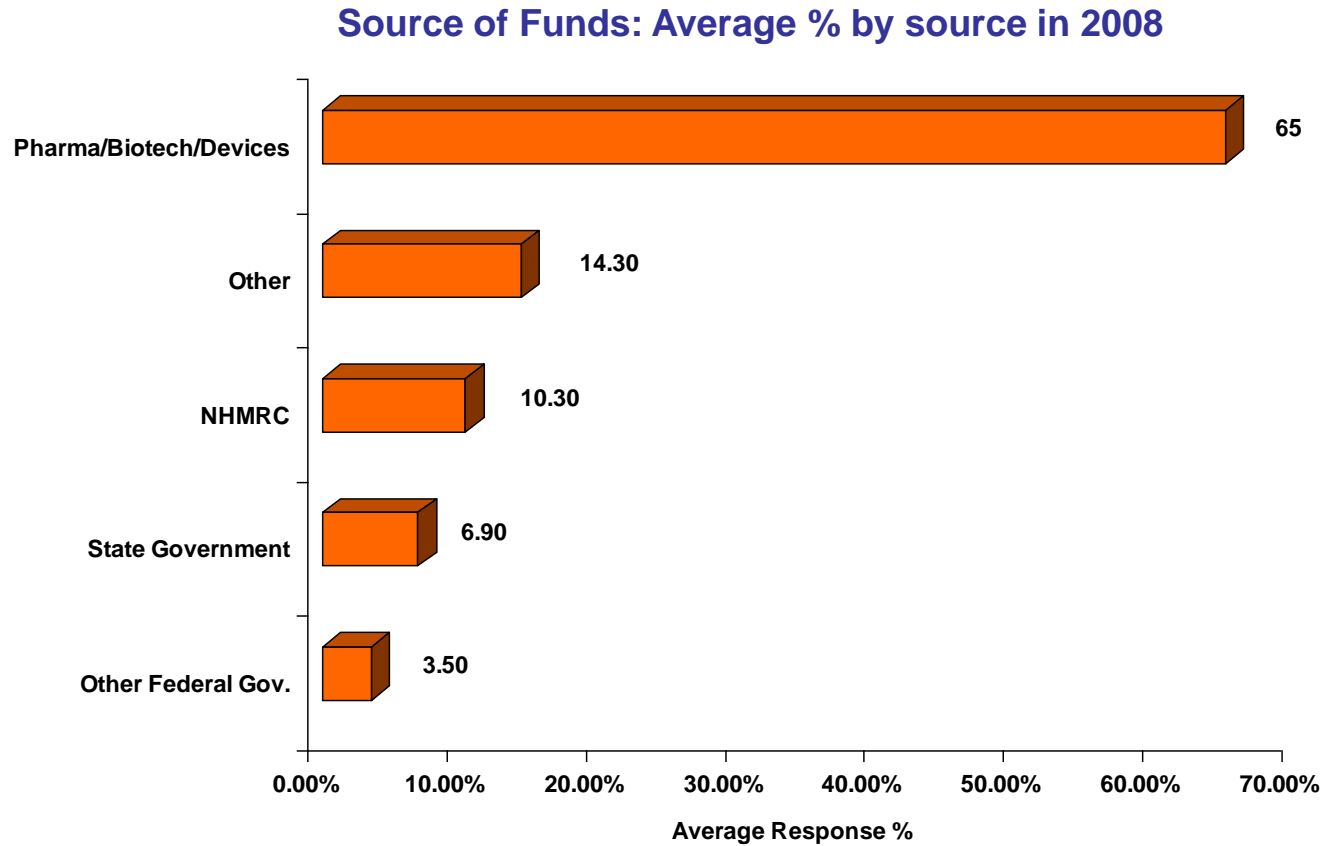
The State of Industry Sponsored Clinical Research in Australia 2009 PIC RDTF Investigator Survey – Aggregate Results



More than **69%** of total activity was funded by industry.

The State of Industry Sponsored Clinical Research in Australia

2009 PIC RDTF Investigator Survey – Aggregate Results



* n = 177

**The State of Industry Sponsored Clinical Research in Australia
2009 PIC RDTF Investigator Survey – Aggregate Results**

Source of Funds: Headcount	# Positions* Reported at Site		# Positions* Funded via Industry Trials		% Positions* Funded via Industry Trials
	Av./ Site	Total	Av./ Site	Total	
Investigators	4.5	807	0.8	129	16%
Study Coordinators	5.6	972	4.1	699	72%
Total		1779		828	47%

- **At least 828 highly-skilled jobs (or at least 47% of site workforce)**
- **On average, three of every four Study Coordinators Industry funded**

The State of Industry Sponsored Clinical Research in Australia

2009 PIC RDTF Investigator Survey – Aggregate Results

Investigator Perceptions of Value

16 statements with regards value (see form of question below)

For full results see www.clinicaltrials.org.au

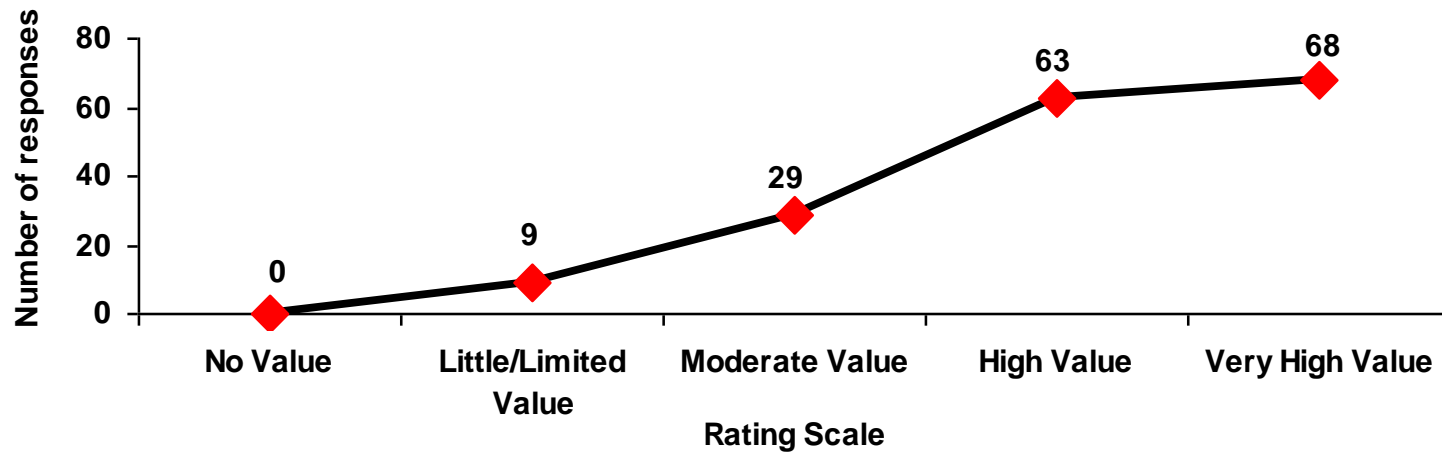
Q: Please use this scale to rate the value of Australian involvement in industry sponsored research in the following areas: (No Value / Little/Limited Value / Moderate Value / High Value / Very High Value)

1. Training Australian staff in the conduct of clinical trials aids the conduct of non sponsored studies
 2. Providing practical experience for Australian staff in the conduct of clinical trials
 3. Raising awareness of the latest developments in clinical practice
 4. Assisting the uptake of new evidence based findings into clinical practice in Australia
 5. Providing early access for Australian patients to new therapies
-Etc (16 statements in total)
-

The State of Industry Sponsored Clinical Research in Australia

2009 PIC RDTF Investigator Survey – Aggregate Results

Providing early access for Australian patients to new therapies



* Instructions – “Please use this scale to rate the value of Australian involvement in industry sponsored research in the following areas: ... ”